

Flower Bouquet

Supplies:

- Green construction paper or white paper and green crayons or markers
- Popsicle sticks, natural sticks, or tongue depressors
- Acrylic paints and brushes, or markers
- Paper egg carton
- Scissors
- Glue
- Masking tape
- Yarn

Location: Picnic table

Directions:

- Cut out each section of egg carton
- Trim around each section to make triangular patter to make petals, some with 4, some with 5
- Gently push the petals back to open up
- Paint the top parts of each flower petals first
- Paint the craft sticks green and let dry
- When outer part of petals are dry, paint the center yellow
- Cut green leaf shapes from construction paper
- When all parts are dry, tape the sticks to the back of the flowers
- Gather 3 flowers together with yarn bow
- Glue the leaves on the stems



#beekmanreccamptivities

Town of Beekman Recreation and Parks Park Lover Activity Book Summer Edition 2020 Camptivities Volume 3



If you missed Volume 1 or 2, just give the office a call at 845-227-5783, and arrange to pick one up!

Camptivities are activities normally planned for camp and adapted for families to enjoy together. We selected activities needing minimal supplies, and have listed possible substitutions you might have in your home! Camptivities can be enjoyed in our Beekman parks:

- Rec Center Park
- Town Center Park
- Doherty Park **Please know at the time of printing the Nature Trail is closed due to storm damage so select another natural area for activities**

Share your camptivity fun with us on social media:

#beekmanreccamptivities
#ilovesummer

<https://www.facebook.com/BeekmanRec/>

www.beekmanrec.com



Table of Contents	
Camp Nature & Science	
• Alphabet Challenge Scavenger Hunt, p. 2	
• Incher Hike, p. 3	
• Design a Predator, p. 4	
Camp Games	
• Human Camera, p. 5	
• Toe Tag, p. 6	
• Count to Ten, p. 7	
Camp Drama Activities	
• Yes Let's, p. 8	
• In the Manner of the Adverb, p. 9	
Camp Arts & Crafts	
• Food Chain, p. 10	
• Windmill, p. 11	
• Flower Bouquet, p. 12	

Alphabet Challenge Scavenger Hunt

Supplies: Pen/pencil/marker

Suggested Location: Doherty Park Nature Trail Please know at the time of printing the Nature Trail is closed due to storm damage so select another natural area for this activity until the trail re-opens.

Directions: Find something along the Nature Trail beginning with each letter of the alphabet. Either check it off, write it in, or draw what you find in the box.

A	B	C	D
E	F	G	H
I	J	K	L
M	N	O	P
Q	R	S	T
U	V	W	X
Y	Z		

Wind Mill

Supplies:

- Paper trimmed to be SQUARE
- Markers
- Scissors
- Push pins or brass fasteners
- Stick or straw
- Cups &/or Toilet Paper tubes

Directions Windmill 1:

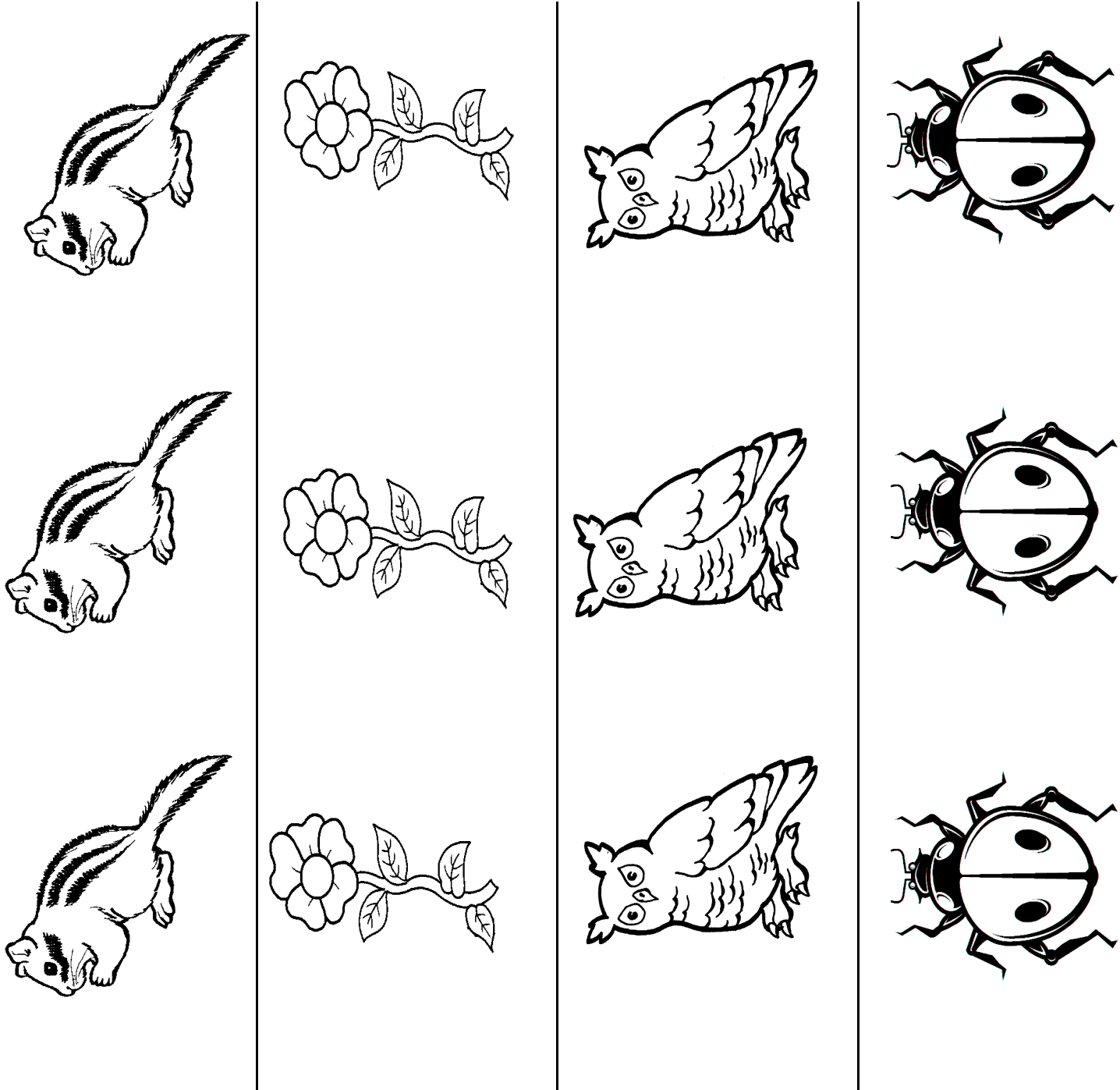
- Decorate a square piece of paper
- Fold one corner to another making a triangle
- Unfold and do the other two corners
- Unfold and you should now see 4 smaller triangles
- Cut down the folded lines towards the middle
- Fold one corner of the paper gently without a crease to the center
- Repeat for the other 4 triangles
- When finished, put a push pin through the middle to secure and attached to a stick or straw



Food Chain

Supplies: Scissors, crayons or markers, tape or glue
Location: Table in Town Center Park or Rec Center Park
Directions:

Color the pictures below
Cut out the strips
Loop the strips together starting with the flower, then loop what eats the flower, etc.



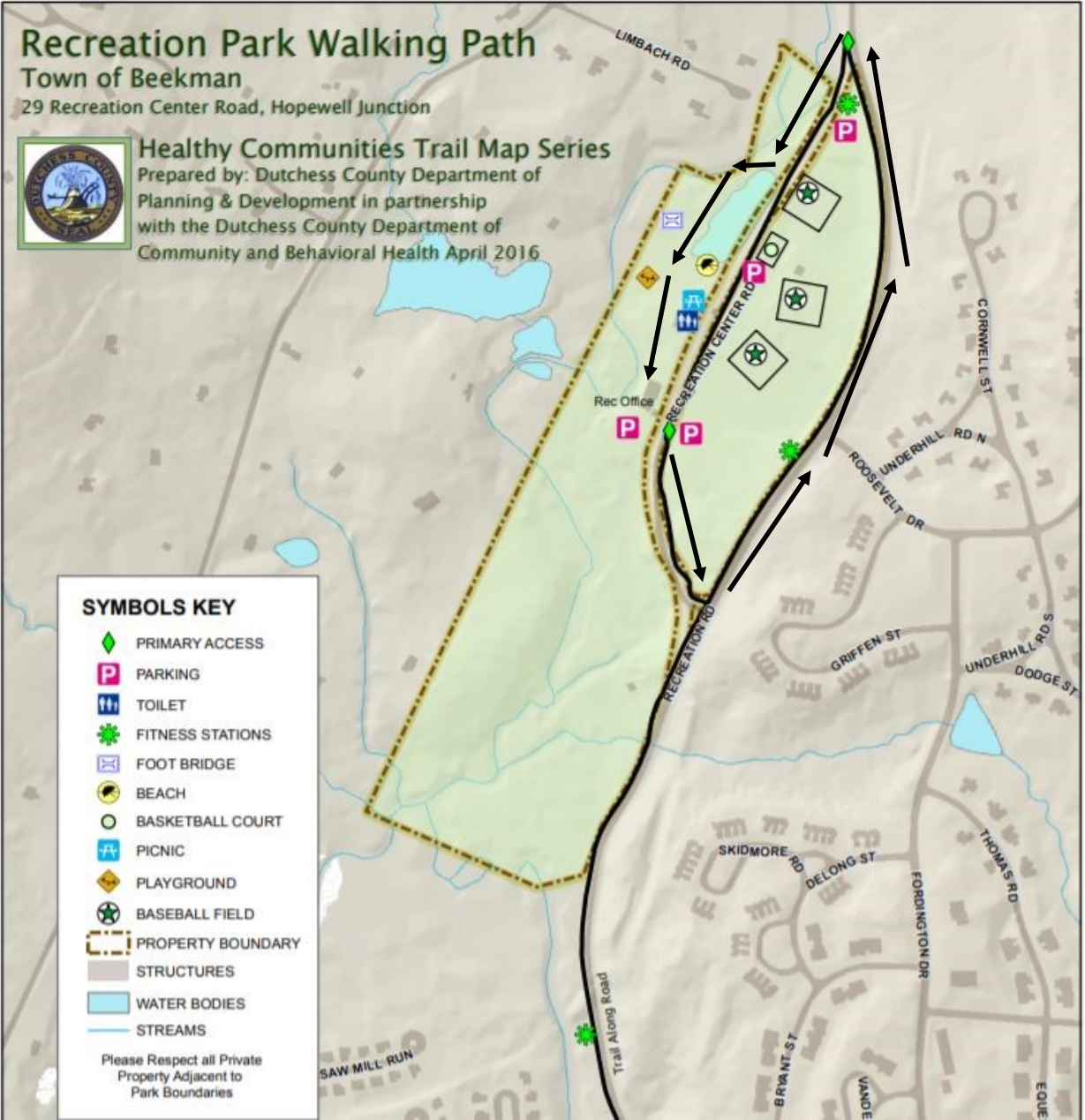
#beekmanreccamptivities

Incher Hike

Supplies: Markers or pencils
Location: Rec Center Park

Directions: Start at the Rec Office and follow the Green Incher Hike Station signs which will take you up the walking path to Rec Road. At Rec Road take a left and follow to end, then take another left, back into the park. Go right once you are in the park. At each station find as many things as you can that are ONE INCH in size.


ONE
INCH



#beekmanreccamptivities

Design a Predator to Catch its Prey

Suggested Supplies: Anything from around your house and yard such as:



- Toothpicks
- Egg cartons
- Rubber bands
- Glue
- Scotch tape
- String
- Paper clips
- Cardboard
- Construction paper
- Fun foam
- Scissors
- Wire
- Pipe cleaners
- Anything you can find on the ground

Location: Any of our parks or your home

Background: all animals need to have a way to get their food. For example, spiders bodies are designed to make webs to catch their food.

Directions: Using supplies you find around the house, design an animal that can do one of the tasks below to get its food:

- An predator that can dig up roots to eat
- A predator that can break open nut shells
- A predator that can get and eat the eggs from a bird's nest
- A predator that can get insects and worms that live in the soil

In the Manner of the Adverb

Summary: one (or two) family members act out an adverb for the guessers to guess

Location: Flat, grassy area free of rocks and roots in any Beekman park

Directions:

- Divide your family into “actors” and “guessers”
- Each group should move to a location where the other group cannot hear them and decide:
 - The actors must decide on ONE adverb to act out for the guessers. Examples include:
 - Slowly
 - Nervously
 - Sloppily
 - Beautifully
 - Delicately
 - Firmly
 - Happily
 - Sadly
 - Quickly
 - The guessers must come up with a list of actions that they want to the actors to act out. Examples include:
 - Comb hair
 - Dance
 - Brush teeth
 - Swim across lake
 - Paddle a boat
 - Eat lasagna
- Once the two groups are ready, they come back together. The “guessers” ask the “actors” to do each action “in the manner of the secret adverb” that the actors selected
- The guessers must guess what the adverb is; the guessers must keep adding actions for the actors to act out until they successfully guess the adverb the actors are using.
- After guessing successfully, the teams switch roles

Yes Let's

Supplies: Just your family!

Location: any flat, grassy area free of rocks and roots in any Beekman park

Directions:

- Stand in a circle
- Explain that each person will get a chance to direct an action!
- Start by initiating an action by saying "Let's (Fill in with an action)."
- Have the family members reply "yes let's" and they all do the action
- Have the family member next to you continue by saying "let's ..." filling in what ever they want the group to do.
- The rest of the family should reply "yes let's" and carries out the action.
- This continues around the circle until everyone has suggested something.
- Some ideas - the sillier the better!
 - Hop on one foot
 - Spin around
 - Laugh out loud
 - Make a sad face
 - Howl



#beekmanreccamptivities

Human Camera

Supplies:

- Blindfold - you can use a bandana
- Cardboard frame - you can cut this out or make one of your own

Location: Scenic area in any Beekman Park

Directions:

- Divide your family into partners that we will call "buddies"
- Blindfold one of each buddy pair
- Have the sighted buddy carefully guide the blindfolded buddy to something in the area that brings them joy
- Have the sighted buddy hand the frame to the blindfolded buddy and frame the picture they want their buddy to see by having them hold the frame in the correct positioning while still blindfolded
- Once the frame is positioned, remove the blindfold so the blindfolded buddy can see exactly the picture the sighted buddy desired to show them
- The blindfolded buddy should then explain/describe what they see and what it means to them, and why it brings them joy
- Reverse roles and play another round

#beekmanreccamptivities

Toe Tag

Supplies: Be sure to wear snockers (sneakers & socks)

Location: Flat grassy area

Directions:

- Each member of the family should buddy up (partner with) a member similar in size
- Starting back to back, partners turn around, face each other, and put their hands on each other's shoulders
- Then they should try to tag the front of the other's shoe



Count to 10

It's harder than you think!

Supplies: nothing needed

Location: Shady area of any park

Directions:

The group must count to 10 with the following rules:

- o Each person can only say one number until everyone in the group has had a turn
- o The group cannot go in the order they are sitting
- o The members of the group cannot communicate their order

